



SlimLine  
*plus*

kronos slimline plus



## ULTRA THIN LOOK FOR AN EXTRA BOLD IMPACT

Slim Line Plus is an exclusive collection of 12 mm compact boards with a monochrome core, ideal for upmarket furniture and interior projects. Appropriate for horizontal and vertical use, it introduces specially selected designs that bring style to any application. The Slim Line Plus products have improved resistance to abrasion and moisture, function well and look good. They don't need additional edging or surface finish processing, which make them perfect for bespoke kitchen, bathroom, office or work spaces.



**CERTIFIED  
ANTIBACTERIAL  
SURFACES**



# Product Overview

The most impressive furniture element of any interior space, without doubts, is the countertop. Mainly used in kitchen, dining or bathroom areas, the questions of style and durability always come first. Designed with a unique core in white, beige, grey, or black, Slim Line Plus is an amazing collection that provides a versatile solution with a modern appeal to stand up to everyday use. Suitable for horizontal and vertical purposes, it offers additional benefits in terms of application. These profiled compact boards are functional, stain and heat-resistant, hygienic and easy to clean, with antibacterial properties, and are not afraid of water.



No repetition of the design across the full length of the Worktop

### Substrate

Compact Board

### Complementary products

Kitchen Splashbacks, Accessories


### Application

- KITCHEN TOPS
- INTERIOR TOPS

### Features

- WATER RESISTANT
- EASY TO CLEAN
- IMPACT RESISTANT
- HYGIENIC
- HEAT RESISTANT
- STAIN RESISTANT

### Board Size



# Decor Range

White Core

8685 SU  
Snow White

K551 SU  
Calacatta Olympus



Decor Range

White Core



K594 SU  
Breccia Vivaldo



K023 SU  
Venato



K552 SU  
White Iceberg Marble

# Decor Range

Black Core

0190 AF  
Black



0190 SL  
Black




# Decor Range

Black Core

K539 PH  
Fossil Arosa



K553 SU  
Galaxus



Decor Range



Blege Core

K749 LV  
Babylon Slate



K750 LV  
Agra Travertine



**Decor Range**

Grey Core



**K028 SU**  
**Portland**



**K368 PH**  
**Grey Atlantic Marble**



**K367 PH**  
**Cream Navona**

Decor Range



Grey Core

K595 SU  
Pietra Belvedere




K538 PH  
Dovetail Arosa



# Decor Overview




8685 SU  
Snow White



K551 SU  
Calacatta Olympus



K023 SU  
Venato



K594 SU  
Breccia Vivaldo



K552 SU  
White Iceberg Marble



K028 SU  
Portland



K750 LV  
Agra Travertine




K749 LV  
Babylon Slate



K367 PH  
Cream Navona



K538 PH  
Dovetail Arosa




K595 SU  
Pietra Belvedere




K368 PH  
Grey Atlantic Marble



K539 PH  
Fossil Arosa



K553 SU  
Galaxus



0190 SL  
Black



0190 AF  
Black


# Textures




AF  
Authentic Fine




PH  
Palazzo Touch



SL  
Slate



LV  
Lava



SU  
Super Matt

## Product Properties

High-pressure decorative laminates feature attractive and aesthetic appearances. The products are high in mechanical strength, durability, resistance to impact, resistance to abrasion and scratching. The further benefits of this product are dimensional stability, resistance to water, steam, hot and cold temperatures, non corrosive and hygienic with cleaning properties.

## Cleaning

It is very easy to maintain Slim Line worktops – most dirt can be removed simply by wiping with a dampened cloth or sponge. More stubborn staining can be handled with a suitable household detergent or the cleaning solution from the Color Join Unika Kit.

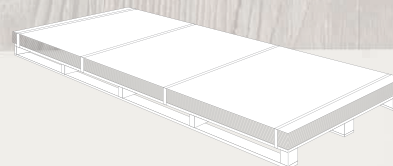
## Transport and handling

Once installed, worktops offer exceptional durability, but in storage and handling surfaces and edges can be damaged if handled without care. The panels are supplied with foil protection covering, but it's recommended that when stacking dust and larger particles should be removed from between the boards. Panels should be stacked with thicker ones at the bottom, lighter panels towards the top, and care should be taken not to over-load the stack. The boards should be secured against slipping against each other in transit and handling, and the protective foil should not be exposed to continual direct sun or heat.

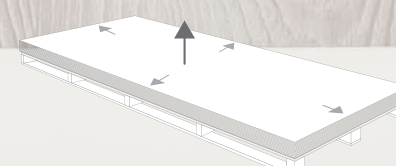


## Storage and conditioning

Boards should be stored in a dry and roofed placing, at temperatures of 15-25°C, relative humidity of 50%, minimum 1,5 m distance to source of heat.




*The Slimline panels must be stacked horizontally on flat, stable supporting panels. In order to keep the surface untouched, the covering plates must be left on the top of stack. Incorrect storage can lead to permanent deformation of the boards.*



*When loading and unloading, the panels must be lifted. Do not push or pull them over the edge.*



*Do not stack the panels with faulty protection foil. Do not remove the foil before mounting or cutting if the panels will be stored.*



*Keep the pallet securely covered to ensure no dust or dirt can get on or between the panels.*

## Safety precautions

The usual best-practice rules apply when operating machinery – appropriate personal protection and hi-vis clothing must be used and tools must be in good condition. The edges of unbevelled boards are sharp, so suitable anti-slip gloves should be worn. Cutting will create dust; protective eyewear and a dust mask are required.

## Before processing

We recommend conditioning the countertops for 24 hours in the room where they will be joined before assembly. They should be installed and used in closed and ventilated rooms guaranteeing protection against factors such as high humidity, extreme temperatures as well as direct sunlight and water.

Before proceeding, check if the worktop has the right size, no mechanical damage or defects or color differences. If the worktop is secured with foil, it should be removed only after assembly.



[www.kronospan.com](http://www.kronospan.com)



## Kronodesign® Mobile App

