

CX 5

EXPRESS

Rapid assembly mortar

Mortar for indoor and outdoor use
for rapid anchoring, fixing and temporary
sealing spot water leaks



TDS No CX5 1.21

CHARACTERISTICS

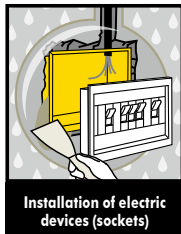
- ▶ Rapid setting – cured in 5 minutes
- ▶ High strength
- ▶ For fixing metal and plastic elements
- ▶ Shrink free
- ▶ Water and frost resistant
- ▶ Chloride free - does not cause corrosion of metal elements



Fixing balcony railings



Installation of water pipe fixings



Installation of electric devices (sockets)



Fixing outdoor lampstands and street piles



Temporal leak plugging



SCOPE OF USE

Ceresit CX 5 EXPRESS can be used in dry or wet climatic conditions specified for classes XC1 and XC2 according to PN-EN 206 + A1: 2016 to:

- Embed, fix and anchor fast of any kind in concrete, cement-bond plasters, brickwork and screeds e.g. anchors, hooks connectors, hinges, elements of electrical installations (junction and outlets boxes), guide strips of corner slats, installation elements (passage pipes, brackets),
- Fill fast assembly holes and small defects in anchor points and steel elements
- Fill fast locally damage concrete surfaces as nicked steps, corners, screeds – where stopping traffic is kept to minimum
- Reprofile fast concrete surfaces e.g. cove inner corners between foundation base and walls
- Seal temporary of spot water leaks e.g. prior to concrete repair or waterproofing work in concrete tanks or ceramic drainage repair.

Ceresit CX 5 EXPRESS can be used inside and outside – fast setting even at lower temperatures. Water and frost resistant. For horizontal and vertical surfaces – suitable consistency for both. Does not cause chloride corrosion of metal elements.

SUBSTRATE PREPARATION


Ceresit CX 5 EXPRESS quick setting mortar can be used on compact, load-bearing and clean substrates free of adhesion-reducing substances, such as fat, bitumen, dust. The substrate should be moistened with plenty of water without creating a puddles. In the case of blocking local water leaks, the existing gap should be disassembled in such a way as to create a possibility of the **Ceresit CX 5 EXPRESS** filling jamming into it. For anchoring a fitting hole of appropriate diameter should be forged or drilled. The clearance between the anchor element and the surface of the mounting hole should not exceed 20 mm.

APPLICATION


The content of the packaging should be poured to the measured amount of water and mixed until the homogenous mass without lumps is obtained. For fixing, anchoring and filling apply material directly after mixing with no delay. Set elements and reprofile within 3-4 minutes. In case of blocking water leak, prepare a suitable portion of material with a plastic consistency. When the mortar starts to set, press it firmly into the cracked gap and hold it for several minutes to harden. When anchoring with clearance more than 20 mm (up to 40 mm) mix **Ceresit CX 5 EXPRESS** with clean mixed-grain size quartz sand in the ratio 1:1, then add to water and mix to reach required consistency. The addition of sand does not affect the setting time but decreases the strength of the anchorage.



Measure the amount of water needed



Pour the material into the water



Stir until homogenous without lumps app. 30s



Set the fastened element in the correct position



Assembly with Ceresit CX 5 EXPRESS mortar (substrate prewetted)



Final effect

PLEASE NOTE:

Work should be carried out at ambient and substrate temperature from + 5° C up to + 30° C. At extreme temperatures, warmed-up or chilled water can be used. **Ceresit CX 5 EXPRESS** rapid assembly mortar contains cement and mixed with water has an alkaline reaction. Therefore, the skin and eyes must be protected. If material comes in contact with eyes, rinse thoroughly with water and seek medical advice. The content of chromium VI - below 2 ppm during the product's validity period. For assembly of heavy structures and machines, use **Ceresit CX 15 STRONG** grouting mortar. For surface water tanks waterproofing, it is recommended to use **Ceresit CR 65** and **Ceresit CR 166** waterproof slurries. In case of assembly of elements made of stone sensitive to discoloration, it is absolutely necessary to carry out their own tests to check whether the mortar will discolour the element.

STORAGE

Up to 12 months from manufacturing date provided it is kept in a dry place in the original undamaged package.

PACKAGING

Bag 25 kg and 5 kg, buckets 5 kg and 2 kg

TECHNICAL DATA

Base:	cement combination with mineral fillers
Bulk density:	approx. 1,3 kg/dm ³
Application time:	approx. 4 minutes

Application temperature:	+5° C to 30° C
Mixing time:	approx. 30 seconds
Mixing ratio:	- 0,50 l of water for 2 kg - 1,25 l of water for 5 kg - 6,25 l of water for 25 kg
Thickness range:	without addition of sand - closing cracks up to 20 mm - anchoring up to 20 mm clearance - local spalls and reprofiling up to 50 mm with sand addition - closing cracks from 20 to 40 mm - anchoring with clearance from 20 mm to 40 mm - local spalls and reprofiling from 50 mm up to 100 mm
Compressive strength:	without addition of sand - after 6 hours ≥ 15 MPa - after 24 hours ≥ 25 MPa - after 28 days ≥ 40 MPa with sand addition - after 6 hours ≥ 10 MPa - after 24 hours ≥ 15 MPa - after 28 days ≥ 25 MPa according to PN-EN 12190: 2000
Flexural strength:	without addition of sand - after 6 hours ≥ 3 MPa - after 24 hours ≥ 3 MPa - after 28 days ≥ 6 MPa with sand addition - after 6 hours ≥ 2,5 MPa - after 24 hours ≥ 3 MPa - after 28 days ≥ 4,5 MPa according to PN-EN 13892-2: 2004

Capillary absorption of mortar and absorption of mortar with the addition of sand, kg/m ² x h ^{0,5} :	≤ 0,5 according to PN-EN 13057:2004
Adhesion strength to concrete:	
Adhesion strength to concrete with sand added to mortar:	≥ 0,5 MPa
Adhesion strength to wet concrete:	according to PN-EN 1542:2000
Adhesion strength to wet concrete with sand added to mortar:	
Adhesion to ribbed reinforcing bars Ø16 mm covered with mortar	- in dry conditions ≥ 16 MPa - in dry not-dedusted conditions ≥ 10 MPa - in wet conditions ≥ 16 MPa according to PN-EN 1881:2007
Adhesion to ribbed reinforcing bars Ø16 mm covered with mortar mixed with sand	- in dry conditions ≥ 15 MPa - in dry not-dedusted conditions ≥ 15 MPa - in wet conditions ≥ 15 MPa according to PN-EN 1881:2007
Resilience module with compression:	≥ 16 GPa according to PN-EN 13412:2008
Content of chloride ions:	≤ 0,05% according to PN-EN 1015-17:2002
Amount required:	approx. 1,6kg/dm ³ cavity volume
The product possesses:	Technical Approval ITB nr AT- 157921/2016, Declaration of Conformity nr 00515/10-03-2015 Declaration of Product nr 0015/17-10-2017 Certification of factory production control No ITB- 0315/Z Polish drinking water certificate no: NIZP-PZH nr BK/W/1007/01/2018

Apart from the information given here it is also important to observe the relevant guidelines, regulations and common standards of various organizations and trade associations. The afore mentioned characteristics are based on practical experience and applied testing. Confirmed properties and possible uses which go beyond those listed in this information sheet require our written confirmation. All data given was obtained at an ambient and material temperature of +23° C and 50% relative air humidity unless specified otherwise. Please note that under other climatic conditions hardening can be accelerated or delayed and that the product itself is subject to local conditions such as amount of water and hardening. A product from another production site may differ.

The information contained herein, particularly recommendations for the handling and use of our products, is based on our professional experience. As materials and conditions may vary with each intended application, and thus are beyond our sphere of influence, we strongly recommend that in each case sufficient tests are conducted to check the suitability of our products for their intended use. Legal liability cannot be accepted on the basis of the contents of this data sheet or any verbal advice given, unless there is a case of willful misconduct or gross negligence on our part or unless there is a case of personal injury or death or a case of liability under the Product Liability Act. This technical data sheet supersedes all previous editions relevant to this product. Please be aware that this Technical Data Sheet only relates to a product manufactured in the specific relevant production site.